


Flute  
Oboe  
Mallets

# SoundStart Tunes for Reading Page 5

This page correlates to Lesson 3


## 17. Go for Baroque

Intro: 2 measures




## 18. One Saturday Night

Intro: 2 measures




## 19. Right Away

Intro: 2 measures



## 20. Hold On

Intro: 2 measures




Clarinet  
Trumpet  
Tenor Sax (low)

# SoundStart Tunes for Reading Page 5

This page correlates to Lesson 3


## 17. Go for Baroque

Intro: 2 measures




## 18. One Saturday Night

Intro: 2 measures




## 19. Right Away

Intro: 2 measures



## 20. Hold On

Intro: 2 measures




# SoundStart Tunes for Reading Page 5

This page correlates to Lesson 3


## 17. Go for Baroque

Intro: 2 measures




## 18. One Saturday Night

Intro: 2 measures



## 19. Right Away

Intro: 2 measures



## 20. Hold On

Intro: 2 measures




Alto Sax  
Baritone Sax

# SoundStart Tunes for Reading Page 5

This page correlates to Lesson 3

## 17. Go for Baroque

Intro: 2 measures




## 18. One Saturday Night

Intro: 2 measures



## 19. Right Away

Intro: 2 measures




## 20. Hold On

Intro: 2 measures




## 17. Go for Baroque

Intro: 2 measures




## 18. One Saturday Night

Intro: 2 measures




## 19. Right Away

Intro: 2 measures



## 20. Hold On

Intro: 2 measures




# SoundStart Tunes for Reading Page 5

This page correlates to Lesson 3

## 17. Go for Baroque

Intro: 2 measures




## 18. One Saturday Night

Intro: 2 measures



## 19. Right Away

Intro: 2 measures



## 20. Hold On

Intro: 2 measures




Trombone  
Baritone  
Bassoon  
Bass

# SoundStart Tunes for Reading Page 5

This page correlates to Lesson 3


## 17. Go for Baroque

Intro: 2 measures




## 18. One Saturday Night

Intro: 2 measures




## 19. Right Away

Intro: 2 measures



## 20. Hold On

Intro: 2 measures




Tuba

# SoundStart Tunes for Reading Page 5

This page correlates to Lesson 3


## 17. Go for Baroque

Intro: 2 measures




## 18. One Saturday Night

Intro: 2 measures



## 19. Right Away

Intro: 2 measures



## 20. Hold On

Intro: 2 measures






# SoundStart Tunes for Reading Page 5

This page correlates to Lesson 3

## 17. Go for Baroque

Intro: 2 measures


*play on rim*



## 18. One Saturday Night


Intro: 2 measures

*click sticks*




## 19. Right Away

Intro: 2 measures



## 20. Hold On

Intro: 2 measures




Flute  
Oboe  
Mallets

# SoundStart Tunes for Reading Page 6

This page correlates to Lesson 4


## 21. Stretching Out

Intro: 2 measures




## 22. Rain Delay

Intro: 2 measures



## 23. Rock Climb

Intro: 2 measures



## 24. October Ballad

Intro: 4 measures




Clarinet  
Trumpet  
Tenor Sax (low)

# SoundStart Tunes for Reading Page 6

This page correlates to Lesson 4


## 21. Stretching Out

Intro: 2 measures



## 22. Rain Delay

Intro: 2 measures



## 23. Rock Climb

Intro: 2 measures



## 24. October Ballad


Intro: 4 measures



This page correlates to Lesson 4


## 21. Stretching Out

Intro: 2 measures




## 22. Rain Delay

Intro: 2 measures




## 23. Rock Climb

Intro: 2 measures



## 24. October Ballad

Intro: 4 measures




# SoundStart Tunes for Reading Page 6

This page correlates to Lesson 4

## 21. Stretching Out

Intro: 2 measures




## 22. Rain Delay

Intro: 2 measures



## 23. Rock Climb

Intro: 2 measures




## 24. October Ballad

Intro: 4 measures




## 21. Stretching Out

Intro: 2 measures




## 22. Rain Delay

Intro: 2 measures




## 23. Rock Climb

Intro: 2 measures



## 24. October Ballad

Intro: 4 measures



# SoundStart Tunes for Reading Page 6

This page correlates to Lesson 4

## 21. Stretching Out

Intro: 2 measures




## 22. Rain Delay

Intro: 2 measures




## 23. Rock Climb

Intro: 2 measures



## 24. October Ballad

Intro: 4 measures




Trombone  
Baritone  
Bassoon  
Bass

# SoundStart Tunes for Reading Page 6

This page correlates to Lesson 4


## 21. Stretching Out

Intro: 2 measures




## 22. Rain Delay

Intro: 2 measures



## 23. Rock Climb

Intro: 2 measures



## 24. October Ballad

Intro: 4 measures






# SoundStart Tunes for Reading Page 6

This page correlates to Lesson 4

## 21. Stretching Out

Intro: 2 measures




## 22. Rain Delay

Intro: 2 measures




## 23. Rock Climb

Intro: 2 measures



## 24. October Ballad

Intro: 4 measures



# SoundStart Tunes for Reading Page 6

This page correlates to Lesson 4


## 21. Stretching Out

Intro: 2 measures



## 22. Rain Delay

Intro: 2 measures



## 23. Rock Climb

Intro: 2 measures



## 24. October Ballad

Intro: 4 measures



# SoundStart Tunes for Reading Page 7

This page correlates to Lesson 5


## 25. Pass the Salsa

Intro: 2 measures



## 26. Chicken Feed

Intro: 2 measures



## 27. Backroads

Intro: 2 measures



## 28. Windsurfing

Intro: 2 measures



# SoundStart Tunes for Reading Page 7

This page correlates to Lesson 5


## 25. Pass the Salsa

Intro: 2 measures




## 26. Chicken Feed

Intro: 2 measures



## 27. Backroads

Intro: 2 measures



## 28. Windsurfing

Intro: 2 measures



# SoundStart Tunes for Reading Page 7

This page correlates to Lesson 5


## 25. Pass the Salsa

Intro: 2 measures



## 26. Chicken Feed

Intro: 2 measures



## 27. Backroads

Intro: 2 measures



## 28. Windsurfing

Intro: 2 measures




## 25. Pass the Salsa

Intro: 2 measures




## 26. Chicken Feed

Intro: 2 measures



## 27. Backroads

Intro: 2 measures



## 28. Windsurfing

Intro: 2 measures



The first system of the musical score is written on a single staff in treble clef with a key signature of one flat (B-flat) and a time signature of 4/4. The melody begins with a half note B-flat, followed by a quarter note D, a quarter note E, and a quarter note F. This is followed by a quarter rest, then a quarter note G, a quarter note A, and a quarter note B-flat. The melody then repeats the sequence: half note B-flat, quarter note D, quarter note E, quarter note F, quarter rest, quarter note G, quarter note A, quarter note B-flat. The system concludes with a double bar line and a repeat sign.

## 26. Chicken Feed

The musical score is written for two staves, treble and bass, in 4/4 time with a key signature of one flat (B-flat). The melody is as follows:

Measure	Staff	Notes (Pitch)	Duration
1	Treble	G4, A4, Bb4, A4, G4	Quarter, Quarter, Quarter, Quarter, Quarter
2	Treble	F4, E4, D4, C4	Quarter, Quarter, Quarter, Quarter
3	Treble	Bb4, A4, G4, F4, E4	Quarter, Quarter, Quarter, Quarter, Quarter
4	Treble	D4, C4, Bb3, A3, G3	Quarter, Quarter, Quarter, Quarter, Quarter
5	Treble	F3, E3, D3, C3	Quarter, Quarter, Quarter, Quarter
6	Treble	Bb3, A3, G3, F3, E3	Quarter, Quarter, Quarter, Quarter, Quarter
7	Treble	D3, C3, Bb2, A2, G2	Quarter, Quarter, Quarter, Quarter, Quarter
8	Treble	F2, E2, D2, C2	Quarter, Quarter, Quarter, Quarter
9	Treble	Bb2, A2, G2, F2, E2	Quarter, Quarter, Quarter, Quarter, Quarter
10	Treble	D2, C2, Bb1, A1, G1	Quarter, Quarter, Quarter, Quarter, Quarter
11	Treble	F1, E1, D1, C1	Quarter, Quarter, Quarter, Quarter
12	Treble	Bb1, A1, G1, F1, E1	Quarter, Quarter, Quarter, Quarter, Quarter
13	Treble	D1, C1, Bb0, A0, G0	Quarter, Quarter, Quarter, Quarter, Quarter
14	Treble	F0, E0, D0, C0	Quarter, Quarter, Quarter, Quarter
15	Treble	Bb0, A0, G0, F0, E0	Quarter, Quarter, Quarter, Quarter, Quarter
16	Treble	D0, C0, Bb-1, A-1, G-1	Quarter, Quarter, Quarter, Quarter, Quarter
17	Treble	F-1, E-1, D-1, C-1	Quarter, Quarter, Quarter, Quarter
18	Treble	Bb-1, A-1, G-1, F-1, E-1	Quarter, Quarter, Quarter, Quarter, Quarter
19	Treble	D-1, C-1, Bb-2, A-2, G-2	Quarter, Quarter, Quarter, Quarter, Quarter
20	Treble	F-2, E-2, D-2, C-2	Quarter, Quarter, Quarter, Quarter
21	Treble	Bb-2, A-2, G-2, F-2, E-2	Quarter, Quarter, Quarter, Quarter, Quarter
22	Treble	D-2, C-2, Bb-3, A-3, G-3	Quarter, Quarter, Quarter, Quarter, Quarter
23	Treble	F-3, E-3, D-3, C-3	Quarter, Quarter, Quarter, Quarter
24	Treble	Bb-3, A-3, G-3, F-3, E-3	Quarter, Quarter, Quarter, Quarter, Quarter
25	Treble	D-3, C-3, Bb-4, A-4, G-4	Quarter, Quarter, Quarter, Quarter, Quarter
26	Treble	F-4, E-4, D-4, C-4	Quarter, Quarter, Quarter, Quarter
27	Treble	Bb-4, A-4, G-4, F-4, E-4	Quarter, Quarter, Quarter, Quarter, Quarter
28	Treble	D-4, C-4, Bb-5, A-5, G-5	Quarter, Quarter, Quarter, Quarter, Quarter
29	Treble	F-5, E-5, D-5, C-5	Quarter, Quarter, Quarter, Quarter
30	Treble	Bb-5, A-5, G-5, F-5, E-5	Quarter, Quarter, Quarter, Quarter, Quarter
31	Treble	D-5, C-5, Bb-6, A-6, G-6	Quarter, Quarter, Quarter, Quarter, Quarter
32	Treble	F-6, E-6, D-6, C-6	Quarter, Quarter, Quarter, Quarter
33	Treble	Bb-6, A-6, G-6, F-6, E-6	Quarter, Quarter, Quarter, Quarter, Quarter
34	Treble	D-6, C-6, Bb-7, A-7, G-7	Quarter, Quarter, Quarter, Quarter, Quarter
35	Treble	F-7, E-7, D-7, C-7	Quarter, Quarter, Quarter, Quarter
36	Treble	Bb-7, A-7, G-7, F-7, E-7	Quarter, Quarter, Quarter, Quarter, Quarter
37	Treble	D-7, C-7, Bb-8, A-8, G-8	Quarter, Quarter, Quarter, Quarter, Quarter
38	Treble	F-8, E-8, D-8, C-8	Quarter, Quarter, Quarter, Quarter
39	Treble	Bb-8, A-8, G-8, F-8, E-8	Quarter, Quarter, Quarter, Quarter, Quarter
40	Treble	D-8, C-8, Bb-9, A-9, G-9	Quarter, Quarter, Quarter, Quarter, Quarter
41	Treble	F-9, E-9, D-9, C-9	Quarter, Quarter, Quarter, Quarter
42	Treble	Bb-9, A-9, G-9, F-9, E-9	Quarter, Quarter, Quarter, Quarter, Quarter
43	Treble	D-9, C-9, Bb-10, A-10, G-10	Quarter, Quarter, Quarter, Quarter, Quarter
44	Treble	F-10, E-10, D-10, C-10	Quarter, Quarter, Quarter, Quarter
45	Treble	Bb-10, A-10, G-10, F-10, E-10	Quarter, Quarter, Quarter, Quarter, Quarter
46	Treble	D-10, C-10, Bb-11, A-11, G-11	Quarter, Quarter, Quarter, Quarter, Quarter
47	Treble	F-11, E-11, D-11, C-11	Quarter, Quarter, Quarter, Quarter
48	Treble	Bb-11, A-11, G-11, F-11, E-11	Quarter, Quarter, Quarter, Quarter, Quarter
49	Treble	D-11, C-11, Bb-12, A-12, G-12	Quarter, Quarter, Quarter, Quarter, Quarter
50	Treble	F-12, E-12, D-12, C-12	Quarter, Quarter, Quarter, Quarter
51	Treble	Bb-12, A-12, G-12, F-12, E-12	Quarter, Quarter, Quarter, Quarter, Quarter
52	Treble	D-12, C-12, Bb-13, A-13, G-13	Quarter, Quarter, Quarter, Quarter, Quarter
53	Treble	F-13, E-13, D-13, C-13	Quarter, Quarter, Quarter, Quarter
54	Treble	Bb-13, A-13, G-13, F-13, E-13	Quarter, Quarter, Quarter, Quarter, Quarter
55	Treble	D-13, C-13, Bb-14, A-14, G-14	Quarter, Quarter, Quarter, Quarter, Quarter
56	Treble	F-14, E-14, D-14, C-14	Quarter, Quarter, Quarter, Quarter
57	Treble	Bb-14, A-14, G-14, F-14, E-14	Quarter, Quarter, Quarter, Quarter, Quarter
58	Treble	D-14, C-14, Bb-15, A-15, G-15	Quarter, Quarter, Quarter, Quarter, Quarter
59	Treble	F-15, E-15, D-15, C-15	Quarter, Quarter, Quarter, Quarter
60	Treble	Bb-15, A-15, G-15, F-15, E-15	Quarter, Quarter, Quarter, Quarter, Quarter
61	Treble	D-15, C-15, Bb-16, A-16, G-16	Quarter, Quarter, Quarter, Quarter, Quarter
62	Treble	F-16, E-16, D-16, C-16	Quarter, Quarter, Quarter, Quarter
63	Treble	Bb-16, A-16, G-16, F-16, E-16	Quarter, Quarter, Quarter, Quarter, Quarter
64	Treble	D-16, C-16, Bb-17, A-17, G-17	Quarter, Quarter, Quarter, Quarter, Quarter
65	Treble	F-17, E-17, D-17, C-17	Quarter, Quarter, Quarter, Quarter

## 27. Backroads

The first system of the musical score is written on a single staff in treble clef with a key signature of one flat (B-flat) and a 4/4 time signature. The melody consists of eighth and quarter notes, with some notes beamed together. The system concludes with a double bar line and a repeat sign. Above the staff, the first ending is marked with a '1.' and the second ending with a '2.'. The first ending leads back to the beginning of the system, while the second ending leads to the next system.

## 28. Windsurfing

# SoundStart Tunes for Reading Page 7

This page correlates to Lesson 5


## 25. Pass the Salsa

Intro: 2 measures



## 26. Chicken Feed

Intro: 2 measures



## 27. Backroads

Intro: 2 measures



## 28. Windsurfing

Intro: 2 measures





Trombone  
Baritone  
Bassoon  
Bass

# SoundStart Tunes for Reading Page 7

This page correlates to Lesson 5


## 25. Pass the Salsa

Intro: 2 measures



## 26. Chicken Feed

Intro: 2 measures



## 27. Backroads

Intro: 2 measures



## 28. Windsurfing

Intro: 2 measures



## 26. Chicken Feed

The musical notation for the bass line of "The Rose Tree" is as follows:

**Staff 1:**

- Measure 1: G4 (quarter), A4 (quarter), B4 (quarter), A4-G4 (beamed eighth notes), F4 (quarter), E4 (quarter), D4 (half).
- Measure 2: D4 (half), C4 (quarter), B3 (quarter), A3 (half).

**Staff 2:**

- Measure 3: G3 (quarter), A3 (quarter), B3 (quarter), A3-G3 (beamed eighth notes), F3 (quarter), E3 (quarter), D3 (half).
- Measure 4: D3 (half), C3 (quarter), B2 (quarter), A2 (half).

## 27. Backroads

## 28. Windsurfing

The image displays four staves of musical notation for a bass line. The key signature consists of two flats (B-flat and E-flat), and the time signature is 4/4. The notation is as follows:

- Staff 1:** Measures 1-4. Notes: G2 (quarter), A2-B2 (eighth pair), C2 (quarter), D2 (quarter), E2 (half). Measure 5: Rest. Measure 6: Notes: G2 (quarter), A2-B2 (eighth pair), C2 (quarter), D2 (quarter), E2 (half). Measure 7: Rest.
- Staff 2:** Measures 8-11. Notes: G2 (quarter), A2-B2 (eighth pair), C2 (quarter), D2 (quarter), E2 (half). Measure 9: Notes: F2 (quarter), G2 (quarter), A2 (quarter), B2 (quarter). Measure 10: Notes: C2 (quarter), D2 (quarter), E2 (quarter), F2 (quarter). Measure 11: G2 (half). Measure 12: Rest.
- Staff 3:** Measures 13-16. Notes: G2 (quarter), A2-B2 (eighth pair), C2 (quarter), D2 (quarter), E2 (half). Measure 14: Rest. Measure 15: Notes: G2 (quarter), A2-B2 (eighth pair), C2 (quarter), D2 (quarter), E2 (half). Measure 16: G2 (half). Measure 17: Rest.
- Staff 4:** Measures 18-21. Notes: G2 (quarter), A2-B2 (eighth pair), C2 (quarter), D2 (quarter), E2 (half). Measure 19: Notes: F2 (quarter), G2 (quarter), A2 (quarter), B2 (quarter). Measure 20: Notes: C2 (quarter), D2 (quarter), E2 (quarter), F2 (quarter). Measure 21: G2 (half). Measure 22: Rest.

[illegible]

mus. 2 measures

The image shows a musical score for four staves. The first staff is in treble clef with a key signature of one sharp (F#) and a 4/4 time signature. The second staff is in bass clef with a key signature of one sharp (F#). The third and fourth staves are in treble clef with a key signature of one sharp (F#). The music consists of four measures, each containing a different rhythmic pattern of eighth and sixteenth notes, some with beams and some with slurs.


Flute  
Oboe  
Mallets

# SoundStart Tunes for Reading Page 8

This page correlates to Lesson 5

## 29. Down the Road


Intro: 2 measures



## 30. Second Thoughts


Intro: 2 measures

breath  
mark




## 31. Down Home

Intro: 2 measures



## 32. Daydream

Intro: 2 measures




Clarinet  
Trumpet  
Tenor Sax (low)

# SoundStart Tunes for Reading Page 8

This page correlates to Lesson 5

## 29. Down the Road

Intro: 2 measures



## 30. Second Thoughts

Intro: 2 measures

breath  
mark




## 31. Down Home

Intro: 2 measures



## 32. Daydream

Intro: 2 measures




# SoundStart Tunes for Reading Page 8

This page correlates to Lesson 5


## 29. Down the Road

Intro: 2 measures




## 30. Second Thoughts

Intro: 2 measures




## 31. Down Home

Intro: 2 measures



## 32. Daydream

Intro: 2 measures




Alto Sax  
Baritone Sax

# SoundStart Tunes for Reading Page 8

This page correlates to Lesson 5

## 29. Down the Road


Intro: 2 measures



## 30. Second Thoughts

Intro: 2 measures

breath  
mark




## 31. Down Home

Intro: 2 measures




## 32. Daydream

Intro: 2 measures



## 29. Down the Road


Intro: 2 measures



## 30. Second Thoughts

Intro: 2 measures

breath  
mark




## 31. Down Home

Intro: 2 measures



## 32. Daydream

Intro: 2 measures






# SoundStart Tunes for Reading Page 8

This page correlates to Lesson 5

## 29. Down the Road


Intro: 2 measures



## 30. Second Thoughts


Intro: 2 measures

breath  
mark




## 31. Down Home

Intro: 2 measures



## 32. Daydream

Intro: 2 measures



Trombone  
Baritone  
Bassoon  
Bass

# SoundStart Tunes for Reading Page 8

This page correlates to Lesson 5

## 29. Down the Road


Intro: 2 measures



## 30. Second Thoughts

Intro: 2 measures

breath  
mark




## 31. Down Home

Intro: 2 measures



## 32. Daydream

Intro: 2 measures




# SoundStart Tunes for Reading Page 8

This page correlates to Lesson 5

## 29. Down the Road


Intro: 2 measures



## 30. Second Thoughts


Intro: 2 measures

breath  
mark  
,




## 31. Down Home

Intro: 2 measures



## 32. Daydream

Intro: 2 measures




## 29. Down the Road

Intro: 2 measures




## 30. Second Thoughts

Intro: 2 measures




## 31. Down Home

Intro: 2 measures



## 32. Daydream

Intro: 2 measures




Flute  
Oboe  
Mallets

# SoundStart Tunes for Reading Page 9

This page correlates to Lesson 5


## 33. Island Fun

Intro: 2 measures




## 34. Mixed Emotions

Intro: 2 measures




## 35. Left! Right!

Intro: 2 measures




## 36. Band in Motion

Intro: 2 measures




## 33. Island Fun

Intro: 2 measures




## 34. Mixed Emotions

Intro: 2 measures




## 35. Left! Right!

Intro: 2 measures



## 36. Band in Motion

Intro: 2 measures




# SoundStart Tunes for Reading Page 9

This page correlates to Lesson 5

## 33. Island Fun

Intro: 2 measures




## 34. Mixed Emotions

Intro: 2 measures




## 35. Left! Right!

Intro: 2 measures



## 36. Band in Motion

Intro: 2 measures




# SoundStart Tunes for Reading Page 9

This page correlates to Lesson 5

## 33. Island Fun

Intro: 2 measures




## 34. Mixed Emotions

Intro: 2 measures




## 35. Left! Right!

Intro: 2 measures



## 36. Band in Motion

Intro: 2 measures






# SoundStart Tunes for Reading Page 9

This page correlates to Lesson 5

## 33. Island Fun

Intro: 2 measures




## 34. Mixed Emotions

Intro: 2 measures




## 35. Left! Right!

Intro: 2 measures



## 36. Band in Motion

Intro: 2 measures



*Fine*


*D.C. al Fine*

# SoundStart Tunes for Reading Page 9

This page correlates to Lesson 5


## 33. Island Fun

Intro: 2 measures




## 34. Mixed Emotions

Intro: 2 measures



## 35. Left! Right!

Intro: 2 measures



## 36. Band in Motion

Intro: 2 measures



*Fine*

*D.C. al Fine*


Trombone  
Baritone  
Bassoon  
Bass

# SoundStart Tunes for Reading Page 9

This page correlates to Lesson 5

## 33. Island Fun

Intro: 2 measures



## 34. Mixed Emotions

Intro: 2 measures




## 35. Left! Right!

Intro: 2 measures



## 36. Band in Motion

Intro: 2 measures




# SoundStart Tunes for Reading Page 9

This page correlates to Lesson 5

## 33. Island Fun

Intro: 2 measures




## 34. Mixed Emotions

Intro: 2 measures



## 35. Left! Right!

Intro: 2 measures



## 36. Band in Motion

Intro: 2 measures




*D.C. al Fine*

# SoundStart Tunes for Reading Page 9

This page correlates to Lesson 5

## 33. Island Fun

Intro: 2 measures



## 34. Mixed Emotions

Intro: 2 measures




## 35. Left! Right!

Intro: 2 measures



## 36. Band in Motion

Intro: 2 measures



*Fine*

*D.C. al Fine*


Flute  
Oboe  
Mallets

# SoundStart Tunes for Reading Page 10

This page correlates to Lesson 5


## 37. Syncro Start

Intro: 4 measures




## 38. Tales of Valor

Intro: 6 measures




## 39. Full Court Press

Intro: 4 measures




## 40. Vantage Point

Intro: 4 measures




## 37. Syncro Start

Intro: 4 measures



## 38. Tales of Valor

Intro: 6 measures



## 39. Full Court Press

Intro: 4 measures



## 40. Vantage Point

Intro: 4 measures




# SoundStart Tunes for Reading Page 10

This page correlates to Lesson 5


## 37. Syncro Start

Intro: 4 measures




## 38. Tales of Valor

Intro: 6 measures




## 39. Full Court Press

Intro: 4 measures



## 40. Vantage Point

Intro: 4 measures






# SoundStart Tunes for Reading Page 10

This page correlates to Lesson 5


## 37. Syncro Start

Intro: 4 measures




## 38. Tales of Valor

Intro: 6 measures




## 39. Full Court Press

Intro: 4 measures



## 40. Vantage Point

Intro: 4 measures




# SoundStart Tunes for Reading Page 10

This page correlates to Lesson 5


## 37. Syncro Start

Intro: 4 measures




## 38. Tales of Valor

Intro: 6 measures




## 39. Full Court Press

Intro: 4 measures



## 40. Vantage Point

Intro: 4 measures




# SoundStart Tunes for Reading Page 10

This page correlates to Lesson 5


## 37. Syncro Start

Intro: 4 measures



## 38. Tales of Valor

Intro: 6 measures




## 39. Full Court Press

Intro: 4 measures



## 40. Vantage Point

Intro: 4 measures




Trombone  
Baritone  
Bassoon  
Bass

# SoundStart Tunes for Reading Page 10

This page correlates to Lesson 5


## 37. Syncro Start

Intro: 4 measures




## 38. Tales of Valor

Intro: 6 measures



## 39. Full Court Press

Intro: 4 measures



## 40. Vantage Point

Intro: 4 measures




# SoundStart Tunes for Reading Page 10

This page correlates to Lesson 5


## 37. Syncro Start

Intro: 4 measures



## 38. Tales of Valor

Intro: 6 measures




## 39. Full Court Press

Intro: 4 measures



## 40. Vantage Point

Intro: 4 measures



## 37. Syncro Start

The Rose Tree

## 38. Tales of Valor

*click sticks*

Two staves of musical notation for click sticks in 4/4 time. Each staff contains four measures of music, with a quarter note on the middle line and a quarter rest on the bottom line, accompanied by a vertical line with a crossbar above the note.

### 39. Full Court Press

[illegible]

## 40. Vantage Point